



OPEN TYPE FIXTURE - ROTARY TYPE	Wattage	Operating Voltage	Dimensions	Packaging	Suggested Retail Price
Product Description	W	V	(a x b x c mm)	Pcs./Ctn.	SRP



Fixture with Ballast & Starter

ESO1/10*	T8	1 x 10W	220V	350 x 48 x 90	25	195.00
ESO1/20	T8	1 x 20W	220V	610 x 48 x 90	25	205.00
ESO1/40	T8	1 x 40W	220V	1220 x 48 x 90	25	230.00

BOX TYPE FLUORESCENT FIXTURE For Straight FL Tube



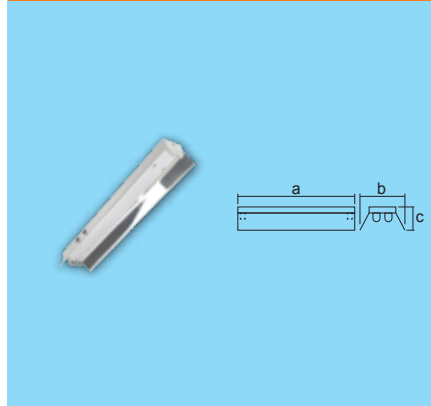
Fixture with Ballast & Starter

EXB20	T8	1 x 20W	220V	640 x 54 x 80	16	230.00
EXB40	T8	1 x 40W	220V	1250 x 54 x 80	16	280.00

Fixture Only

ELSFBT2X20/0	T8	2 x 20W		640 x 100 x 80	10	245.00
ELSFBT2X40/0	T8	2 x 40W		1250 x 100 x 80	10	300.00

LOUVERS



Industrial Type with Aluminum Reflector - Fixture with Ballast & Starter


ESLIA2x20/1*	T8	2 x 20W	220V	640 x 190 x 80	2	690.00
--------------	----	---------	------	----------------	---	---------------

Industrial Type with Aluminum Reflector - Fixture Only

ESLIA1x20/0	T8	1 x 20W		640 x 135 x 80	12	210.00
ESLIA1x40/0	T8	1 x 40W		1250 x 135 x 80	12	320.00
ESLIA2x20/0	T8	2 x 20W		640 x 190 x 80	7	300.00
ESLIA2x40/0	T8	2 x 40W		1250 x 190 x 80	7	430.00


Industrial Type with Powder Coated Reflector - Fixture Only

ESLI1X20/0	T8	1 x 20W		640 x 135 x 80	12	175.00
ESLI1X40/0	T8	1 x 40W		1250 x 135 x 80	12	240.00
ESLI2X20/0	T8	2 x 20W		640 x 190 x 80	7	260.00
ESLI2X40/0	T8	2 x 40W		1250 x 190 x 80	7	340.00




Prismatic Type Magnetic for Straight FL Tube - Fixture Only

ELSSPL1X40/0	T8	1 x 40W		1260 x 90 x 80	6	540.00
ELSSPL2X40/0	T8	2 x 40W		1237 x 177 x 65	4	620.00



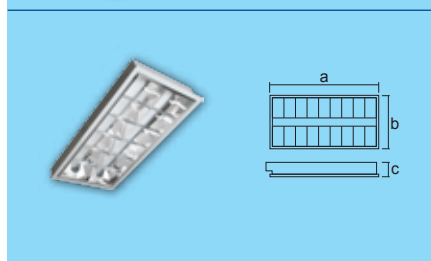
Recessed Type Dust Proof Louver - Fixture Only

ELSRDP1X20/0	T8	1 x 20W		600 x 300 x 80	2	700.00
ELSRDP1X40/0	T8	1 x 40W		1200 x 300 x 80	2	750.00
ELSRDP2X20/0	T8	2 x 20W		600 x 300 x 80	2	750.00
ELSRDP2X40/0	T8	2 x 40W		1200 x 300 x 80	2	850.00



Surface Type Dust Proof Louver - Fixture Only

ELSSDP1X20/0	T8	1 x 20W		610 x 190 x 80	2	700.00
ELSSDP1X40/0	T8	1 x 40W		1220 x 190 x 80	2	750.00
ELSSDP2X20/0	T8	2 x 20W		610 x 310 x 80	2	750.00
ELSSDP2X40/0	T8	2 x 40W		1220 x 310 x 80	2	850.00



Recessed Type with Aluminum Reflector - Fixture Only

ESLR1X20/0	T8	1 x 20W		600 x 190 x 80	2	620.00
ESLR1X40/0	T8	1 x 40W		1200 x 190 x 80	2	720.00
ESLR2X20/0	T8	2 x 20W		600 x 300 x 80	2	630.00
ESLR2X40/0	T8	2 x 40W		1200 x 300 x 80	2	790.00
ESLR3X20/0	T8	3 x 20W		600 x 600 x 80	2	930.00
ESLR3X40/0	T8	3 x 40W		1200 x 600 x 80	2	1,590.00

*Until supplies last.

NOVEMBER 2018
ECOLUM INDOOR FIXTURES & SLA PRICE LIST
 (Prices are subject to change without prior notice)

FIREFLY ELECTRIC & LIGHTING CORP.

7/F Zen Offices Bldg. 1111 Natividad Lopez St., Ermita, Manila, Philippines


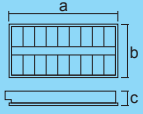

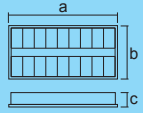
T: (02) 7891000 (Trunkline)




www.fireflyelectric.com








info@fireflyelectric.com

@FireflyLightingPH

Contact Person:

LOUVER	Wattage	Operating Voltage	Dimensions	Packaging	Suggested Retail Price	
Product Description	W	V	(a x b x c mm)	Pcs./Ctn.	SRP	
Wide Recessed Type with Aluminum Reflector - Fixture Only						
	ESLRW1X20/0*	T8	1 x 20W	600 x 300 x 80	2	670.00
	ESLRW1X40/0	T8	1 x 40W	1200 x 300 x 80	2	820.00
	ESLRW2X20/0	T8	2 x 20W	600 x 600 x 80	2	820.00
	ESLRW2X40/0	T8	2 x 40W	1200 x 600 x 80	2	1,290.00
Surface Type with Aluminum Reflector - Fixture Only						
	ESLS1X40/0	T8	1 x 40W	1220 x 190 x 80	2	720.00
	ESLS2X20/0	T8	2 x 20W	610 x 310 x 80	2	630.00
	ESLS2X40/0	T8	2 x 40W	1220 x 310 x 80	2	790.00
	ESLS3X20/0	T8	3 x 20W	610 x 610 x 80	2	930.00
Wide Surface Type with Aluminum Reflector - Fixture Only						
	ESLSW1X20/0	T8	1 x 20W	610 x 310 x 80	2	670.00
	ESLSW1X40/0	T8	1 x 40W	1220 x 310 x 80	2	820.00

HAND-HELD FLASHLIGHTS	PKG.	Suggested Retail Price	HAND-HELD FLASHLIGHTS	PKG.	Suggested Retail Price		
Product Description	Pcs./Ctn.	SRP	Product Description	Pcs./Ctn.	SRP		
ZAP-IT Multi-Function Swatter with Flashlight			Handy Torch Light				
	EEL001/B (Blue)**	50	400.00		EEL542*	60	210.00
	EEL001/O (Yellow)	50	400.00		• 230V 50/60Hz		
	• 110-240V AC 50/60Hz, 4000V DC				• 3 Watts Hi-Power LED		
	• 4V 500mAh Lead Acid Battery				• 4V 900mAh Sealed Lead Acid		
	• Charging Time: 12 Hours				• Charging Time: 12 - 15 Hrs.		
	• Duration Time:				• Duration Time: 4 Hrs. = Low Torch		
	10 Hrs. = Flashlight at Low Power				1 Hr. = High Torch		
	3 Hrs. = Flashlight at High Power						
	1 Hr. = Insect Killer + Blue LED Light						
	**Special orders only ; not in-stock.						
Handy Torch Light			7 LED Mega Torch Lamp				
	EEL541R* (Red)	20	120.00		EEL543*	56/1	235.00
	EEL541G* (Green)	20	120.00		• 220 - 240V AC 50/60Hz		
	EEL541B* (Blue)	20	120.00		• 7 x 1500mcd 110° LED		
	EEL541Y* (Yellow)	20	120.00		• 4V 400mAh Sealed Lead Acid		
	• 230V 50/60Hz				• Charging Time: 12 - 15 Hrs.		
	• Hi-Power LED				• Duration Time: 3 Hrs. = Torch		
	• 4V 400mAh Sealed Lead Acid						
	• Charging Time: 12 - 15 Hrs.						
	• Duration Time:						
	10 Hrs. = Low Torch						
	2.5 Hrs. = High Torch						
Handy Torch Light			9 LED Mega Torch Lamp				
	EEL544*	48/1	280.00		EEL544*	48/1	280.00
	• 220 - 240V AC 50/60Hz				• 220 - 240V AC 50/60Hz		
	• 9 x 1500mcd 110° LED				• 9 x 1500mcd 110° LED		
	• 4V 1Ah Sealed Lead Acid				• 4V 1Ah Sealed Lead Acid		
	• Charging Time: 12 - 15 Hrs.				• Charging Time: 12 - 15 Hrs.		
	• Duration Time: 5 Hrs. = Torch				• Duration Time: 5 Hrs. = Torch		
Handy Torch Light			12 LED Mega Torch Lamp				
	EEL545*	40/1	305.00		EEL545*	40/1	305.00
	• 220 - 240V AC 50/60Hz				• 220 - 240V AC 50/60Hz		
	• 12 x 1500mcd 110° LED				• 12 x 1500mcd 110° LED		
	• 4V 1Ah Sealed Lead Acid				• 4V 1Ah Sealed Lead Acid		
	• Charging Time: 12 - 15 Hrs.				• Charging Time: 12 - 15 Hrs.		
	• Duration Time: 4 Hrs. = Torch				• Duration Time: 4 Hrs. = Torch		

EXIT LIGHTS	Lamp	Charging Time	Usage Duration	Color	PKG.	Suggested Retail Price	
Product Description		Hours	Minutes		Pcs./Ctn.	SRP	
4 LED Exit Light Milled Aluminum Type Double-sided Face							
1.2V, 600mAh Rechargeable Ni-Cd Battery							
220V AC Operating Voltage							
	 EEL211*	4 x 1500mcd 110° LED	24 Hrs.	90 Minutes	• Green	20	800.00
	 EEL212*	4 x 1500mcd 110° LED	24 Hrs.	90 Minutes	• Green	20	800.00
	 EEL213*	4 x 1500mcd 110° LED	24 Hrs.	90 Minutes	• Green	20	800.00
	 EEL214*	4 x 1500mcd 110° LED	24 Hrs.	90 Minutes	• Green	20	800.00
	 EEL215*	4 x 1500mcd 110° LED	24 Hrs.	90 Minutes	• Green	20	800.00
	 EEL216*	4 x 1500mcd 110° LED	24 Hrs.	90 Minutes	• Green	20	800.00

*Until supplies last.