






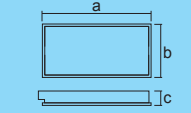

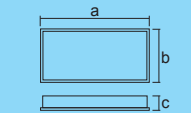

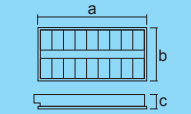

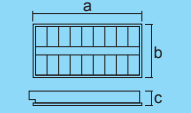

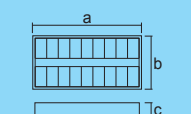

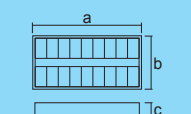


LOUVER		Wattage	Operating Voltage	Dimensions	Packaging	Suggested Retail Price		
Product Description		W	V	(a x b x c mm)	Pcs./Ctn.	SRP		
 		Industrial Type with Aluminum Reflector - Fixture with Ballast & Starter						
		ESLIA2x20/1	T8	2 x 20W	220V	640 x 190 x 80	2	690.00
		Industrial Type with Aluminum Reflector - Fixture Only						
		ESLIA1x20/0	T8	1 x 20W		640 x 135 x 80	12	210.00
		ESLIA1x40/0	T8	1 x 40W		1250 x 135 x 80	12	330.00
ESLIA2x20/0	T8	2 x 20W		640 x 190 x 80	7	300.00		
ESLIA2x40/0	T8	2 x 40W		1250 x 190 x 80	7	430.00		
 		Industrial Type with Powder Coated Reflector - Fixture Only						
		ESLI1X20/0	T8	1 x 20W		640 x 135 x 80	12	175.00
		ESLI1X40/0	T8	1 x 40W		1250 x 135 x 80	12	240.00
		ESLI2X20/0	T8	2 x 20W		640 x 190 x 80	7	260.00
		ESLI2X40/0	T8	2 x 40W		1250 x 190 x 80	7	340.00
 		Prismatic Type Fixture - Aluminum						
		ELSSPL1X40/0	T8	1 x 40W		1260 x 90 x 80	6	540.00
		ELSSPL2X40/0	T8	2 x 40W		1237 x 177 x 65	4	620.00
 		Recessed Type Dust Proof Louver - Fixture Only						
		ELSRDP1X20/0	T8	1 x 20W		600 x 300 x 80	2	700.00
		ELSRDP1X40/0	T8	1 x 40W		1200 x 300 x 80	2	750.00
		ELSRDP2X20/0	T8	2 x 20W		600 x 300 x 80	2	750.00
		ELSRDP2X40/0	T8	2 x 40W		1200 x 300 x 80	2	850.00
 		Surface Type Dust Proof Louver - Fixture Only						
		ELSSDP1X20/0	T8	1 x 20W		610 x 190 x 80	2	700.00
		ELSSDP1X40/0	T8	1 x 40W		1220 x 190 x 80	2	750.00
		ELSSDP2X20/0	T8	2 x 20W		610 x 310 x 80	2	750.00
		ELSSDP2X40/0	T8	2 x 40W		1220 x 310 x 80	2	850.00
 		Recessed Type with Aluminum Reflector - Fixture Only						
		ESLR1X20/0	T8	1 x 20W		600 x 190 x 80	2	620.00
		ESLR1X40/0	T8	1 x 40W		1200 x 190 x 80	2	720.00
		ESLR2X20/0	T8	2 x 20W		600 x 300 x 80	2	670.00
		ESLR2X40/0	T8	2 x 40W		1200 x 300 x 80	2	820.00
		ESLR3X20/0	T8	3 x 20W		600 x 600 x 80	2	930.00
		ESLR3X40/0	T8	3 x 40W		1200 x 600 x 80	2	1,590.00
 		Wide Recessed Type with Aluminum Reflector - Fixture Only						
		ESLRW1X20/0	T8	1 x 20W		600 x 300 x 80	2	670.00
		ESLRW1X40/0	T8	1 x 40W		1200 x 300 x 80	2	820.00
		ESLRW2X20/0	T8	2 x 20W		600 x 600 x 80	2	820.00
		ESLRW2X40/0	T8	2 x 40W		1200 x 600 x 80	2	1,400.00
 		Surface Type with Aluminum Reflector - Fixture Only						
		ESLS1X40/0	T8	1 x 40W		1220 x 190 x 80	2	720.00
		ESLS2X20/0	T8	2 x 20W		610 x 310 x 80	2	670.00
		ESLS2X40/0	T8	2 x 40W		1220 x 310 x 80	2	820.00
		ESLS3X20/0	T8	3 x 20W		610 x 610 x 80	2	930.00
 		Wide Surface Type with Aluminum Reflector - Fixture Only						
		ESLSW1X20/0	T8	1 x 20W		610 x 310 x 80	2	670.00
ESLSW1X40/0	T8	1 x 40W		1220 x 310 x 80	2	820.00		

NOVEMBER 2019
ECOLUM INDOOR FIXTURES & SLA PRICE LIST
 (Prices and specifications are subject to change without prior notice)

FIREFLY ELECTRIC & LIGHTING CORP.

7/F Zen Offices Bldg. 1111 Natividad Lopez St., Ermita, Manila, Philippines

T: (02) 8789-1000 (Trunkline)


www.fireflyelectric.com

info@fireflyelectric.com

Ecolum PH

Contact Person:

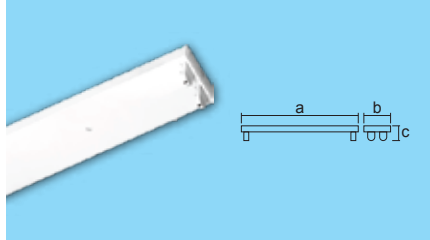
OPEN TYPE FIXTURE - ROTARY TYPE	Wattage	Operating Voltage	Dimensions	Packaging	Suggested Retail Price
Product Description	W	V	(a x b x c mm)	Pcs./Ctn.	SRP



Fixture with Ballast & Starter

ESO1/10	T8	1 x 10W	220V	350 x 48 x 90	25	195.00
ESO1/20	T8	1 x 20W	220V	610 x 48 x 90	25	205.00
ESO1/40	T8	1 x 40W	220V	1220 x 48 x 90	25	230.00

BOX TYPE FLUORESCENT FIXTURE For Straight FL Tube




Fixture with Ballast & Starter

EXB20	T8	1 x 20W	220V	640 x 54 x 80	16	230.00
EXB40	T8	1 x 40W	220V	1250 x 54 x 80	16	280.00

Fixture Only

ELSFBT2X20/0	T8	2 x 20W		640 x 100 x 80	10	245.00
ELSFBT2X40/0	T8	2 x 40W		1250 x 100 x 80	10	300.00

HAND-HELD FLASHLIGHTS	Color	PKG.	Suggested Retail Price
Product Description		Pcs./Ctn.	SRP



ZAP-IT Multi-Function Swatter with Flashlight

EEL001/O	Yellow	50	400.00
<ul style="list-style-type: none"> • 110-240V AC 50/60Hz, 4000V DC • 4V 500mAh Lead Acid Battery • Charging Time: 12 Hours • Duration Time: <ul style="list-style-type: none"> 10 Hrs. = Flashlight at Low Power 3 Hrs. = Flashlight at High Power 1 Hr. = Insect Killer + Blue LED Light 			

New! Rechargeable Torch

EEL546R	Red	120	130.00 ↑
EEL546G	Green	120	130.00 ↑
EEL546B	Blue	120	130.00 ↑
EEL546Y	Yellow	120	130.00 ↑
<ul style="list-style-type: none"> • 230V 50/60Hz • Hi-Power LED • 4V 400mAh Sealed Lead Acid • Charging Time: 12 - 15 Hrs. • Duration Time: <ul style="list-style-type: none"> 10 Hrs. = Low Torch 2.5 Hrs. = High Torch 			



EXIT LIGHTS	Lamp	Charging Time	Usage Duration	Color	PKG.	Suggested Retail Price
Product Description		Hours	Minutes		Pcs./Ctn.	SRP



4 LED Exit Light Milled Aluminum Type Double-sided Face
1.2V, 600mAh Rechargeable Ni-Cd Battery

220V AC
Operating Voltage

EEL211	4 x 1500mcd 110° LED	24 Hrs.	90 Minutes	• Green	20	800.00
EEL212	4 x 1500mcd 110° LED	24 Hrs.	90 Minutes	• Green	20	800.00
EEL213	4 x 1500mcd 110° LED	24 Hrs.	90 Minutes	• Green	20	800.00
EEL214	4 x 1500mcd 110° LED	24 Hrs.	90 Minutes	• Green	20	800.00
EEL215	4 x 1500mcd 110° LED	24 Hrs.	90 Minutes	• Green	20	800.00
EEL216	4 x 1500mcd 110° LED	24 Hrs.	90 Minutes	• Green	20	800.00