




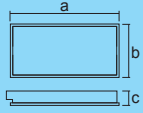

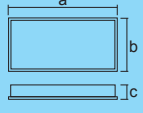

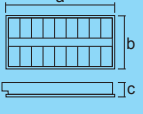

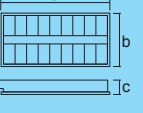

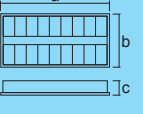


LOUVER		Wattage	Operating Voltage	Dimensions	Packaging	Suggested Retail Price	
Product Description		W	V	(a x b x c mm)	Pcs./Ctn.	SRP	
 	Industrial Type with Aluminum Reflector - Fixture with Ballast & Starter						
	ESLIA2x20/1	T8	2 x 20W	220V	640 x 190 x 80	2	690.00
	Industrial Type with Aluminum Reflector - Fixture Only						
	ESLIA1x20/0	T8	1 x 20W		640 x 135 x 80	12	210.00
	ESLIA1x40/0	T8	1 x 40W		1250 x 135 x 80	12	330.00 ↑
	ESLIA2x20/0	T8	2 x 20W		640 x 190 x 80	7	300.00
	ESLIA2x40/0	T8	2 x 40W		1250 x 190 x 80	7	430.00
	Industrial Type with Powder Coated Reflector - Fixture Only						
	ESLI1X20/0	T8	1 x 20W		640 x 135 x 80	12	175.00
	ESLI1X40/0	T8	1 x 40W		1250 x 135 x 80	12	240.00
ESLI2X20/0	T8	2 x 20W		640 x 190 x 80	7	260.00	
ESLI2X40/0	T8	2 x 40W		1250 x 190 x 80	7	340.00	
 	Prismatic Type Fixture - Aluminum						
	ELSSPL1X40/0	T8	1 x 40W		1260 x 90 x 80	6	540.00
	ELSSPL2X40/0	T8	2 x 40W		1237 x 177 x 65	4	620.00
 	Recessed Type Dust Proof Louver - Fixture Only						
	ELSRDP1X20/0	T8	1 x 20W		600 x 300 x 80	2	700.00
	ELSRDP1X40/0	T8	1 x 40W		1200 x 300 x 80	2	750.00
	ELSRDP2X20/0	T8	2 x 20W		600 x 300 x 80	2	750.00
	ELSRDP2X40/0	T8	2 x 40W		1200 x 300 x 80	2	850.00
 	Surface Type Dust Proof Louver - Fixture Only						
	ELSSDP1X20/0	T8	1 x 20W		610 x 190 x 80	2	700.00
	ELSSDP1X40/0	T8	1 x 40W		1220 x 190 x 80	2	750.00
	ELSSDP2X20/0	T8	2 x 20W		610 x 310 x 80	2	750.00
	ELSSDP2X40/0	T8	2 x 40W		1220 x 310 x 80	2	850.00
 	Recessed Type with Aluminum Reflector - Fixture Only						
	ESLR1X20/0	T8	1 x 20W		600 x 190 x 80	2	620.00
	ESLR1X40/0	T8	1 x 40W		1200 x 190 x 80	2	720.00
	ESLR2X20/0	T8	2 x 20W		600 x 300 x 80	2	670.00 ↑
	ESLR2X40/0	T8	2 x 40W		1200 x 300 x 80	2	820.00 ↑
	ESLR3X20/0	T8	3 x 20W		600 x 600 x 80	2	930.00
	ESLR3X40/0	T8	3 x 40W		1200 x 600 x 80	2	1,590.00
 	Wide Recessed Type with Aluminum Reflector - Fixture Only						
	ESLRW1X20/0	T8	1 x 20W		600 x 300 x 80	2	670.00
	ESLRW1X40/0	T8	1 x 40W		1200 x 300 x 80	2	820.00
	ESLRW2X20/0	T8	2 x 20W		600 x 600 x 80	2	820.00
	ESLRW2X40/0	T8	2 x 40W		1200 x 600 x 80	2	1,400.00 ↑
 	Surface Type with Aluminum Reflector - Fixture Only						
	ESLS1X40/0	T8	1 x 40W		1220 x 190 x 80	2	720.00
	ESLS2X20/0	T8	2 x 20W		610 x 310 x 80	2	670.00 ↑
	ESLS2X40/0	T8	2 x 40W		1220 x 310 x 80	2	820.00 ↑
	ESLS3X20/0	T8	3 x 20W		610 x 610 x 80	2	930.00
	Wide Surface Type with Aluminum Reflector - Fixture Only						
ESLSW1X20/0	T8	1 x 20W		610 x 310 x 80	2	670.00	
	ESLSW1X40/0	T8	1 x 40W		1220 x 310 x 80	2	820.00

APRIL 2019

ECOLUM INDOOR FIXTURES & SLA PRICE LIST

(Prices and specifications are subject to change without prior notice)

FIREFLY ELECTRIC & LIGHTING CORP.

7/F Zen Offices Bldg. 1111 Natividad Lopez St., Ermita, Manila, Philippines

T: (02) 789-1000 (Trunkline)


www.fireflyelectric.com

info@fireflyelectric.com

@FireflyLightingPH

Contact Person:

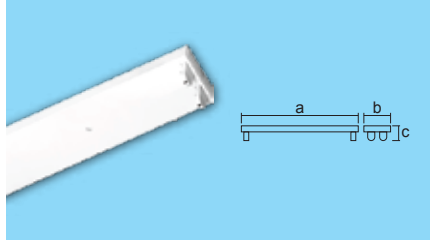
OPEN TYPE FIXTURE - ROTARY TYPE	Wattage	Operating Voltage	Dimensions	Packaging	Suggested Retail Price
Product Description	W	V	(a x b x c mm)	Pcs./Ctn.	SRP



Fixture with Ballast & Starter

ESO1/10	T8	1 x 10W	220V	350 x 48 x 90	25	195.00
ESO1/20	T8	1 x 20W	220V	610 x 48 x 90	25	205.00
ESO1/40	T8	1 x 40W	220V	1220 x 48 x 90	25	230.00

BOX TYPE FLUORESCENT FIXTURE For Straight FL Tube




Fixture with Ballast & Starter

EXB20	T8	1 x 20W	220V	640 x 54 x 80	16	230.00
EXB40	T8	1 x 40W	220V	1250 x 54 x 80	16	280.00

Fixture Only

ELSFBT2X20/0	T8	2 x 20W		640 x 100 x 80	10	245.00
ELSFBT2X40/0	T8	2 x 40W		1250 x 100 x 80	10	300.00

HAND-HELD FLASHLIGHTS	PKG.	Suggested Retail Price	HAND-HELD FLASHLIGHTS	PKG.	Suggested Retail Price
Product Description	Pcs./Ctn.	SRP	Product Description	Pcs./Ctn.	SRP



ZAP-IT
Multi-Function Swatter with Flashlight

EEL001/B (Blue)**	50	400.00
EEL001/O (Yellow)	50	400.00


- 110-240V AC 50/60Hz, 4000V DC
- 4V 500mAh Lead Acid Battery
- Charging Time: 12 Hours
- Duration Time:
10 Hrs. = Flashlight at Low Power
3 Hrs. = Flashlight at High Power
1 Hr. = Insect Killer + Blue LED Light

***Special orders only ; not in-stock.*

Handy Torch Light

EEL541R (Red)	20	120.00
EEL541G (Green)	20	120.00
EEL541B (Blue)	20	120.00
EEL541Y (Yellow)	20	120.00


- 230V 50/60Hz
- Hi-Power LED
- 4V 400mAh Sealed Lead Acid
- Charging Time: 12 - 15 Hrs.
- Duration Time:
10 Hrs. = Low Torch
2.5 Hrs. = High Torch



Handy Torch Light

EEL542	60	210.00
--------	----	---------------


- 230V 50/60Hz
- 3 Watts Hi-Power LED
- 4V 900mAh Sealed Lead Acid
- Charging Time: 12 - 15 Hrs.
- Duration Time: 4 Hrs. = Low Torch
1 Hr. = High Torch



7 LED Mega Torch Lamp

EEL543	56/1	235.00
--------	------	---------------


- 220 - 240V AC 50/60Hz
- 7 x 1500mcd 110° LED
- 4V 400mAh Sealed Lead Acid
- Charging Time: 12 - 15 Hrs.
- Duration Time: 3 Hrs. = Torch



9 LED Mega Torch Lamp

EEL544	48/1	280.00
--------	------	---------------

- 220 - 240V AC 50/60Hz
- 9 x 1500mcd 110° LED
- 4V 1Ah Sealed Lead Acid
- Charging Time: 12 - 15 Hrs.
- Duration Time: 5 Hrs. = Torch



12 LED Mega Torch Lamp

EEL545	40/1	305.00
--------	------	---------------







- 220 - 240V AC 50/60Hz
- 12 x 1500mcd 110° LED
- 4V 1Ah Sealed Lead Acid
- Charging Time: 12 - 15 Hrs.
- Duration Time: 4 Hrs. = Torch

EXIT LIGHTS	Lamp	Charging Time	Usage Duration	Color	PKG.	Suggested Retail Price
Product Description		Hours	Minutes		Pcs./Ctn.	SRP



4 LED Exit Light Milled Aluminum Type Double-sided Face
1.2V, 600mAh Rechargeable Ni-Cd Battery

220V AC
Operating Voltage

 EEL211	4 x 1500mcd 110° LED	24 Hrs.	90 Minutes	• Green	20	800.00
 EEL212	4 x 1500mcd 110° LED	24 Hrs.	90 Minutes	• Green	20	800.00
 EEL213	4 x 1500mcd 110° LED	24 Hrs.	90 Minutes	• Green	20	800.00
 EEL214	4 x 1500mcd 110° LED	24 Hrs.	90 Minutes	• Green	20	800.00
 EEL215	4 x 1500mcd 110° LED	24 Hrs.	90 Minutes	• Green	20	800.00
 EEL216	4 x 1500mcd 110° LED	24 Hrs.	90 Minutes	• Green	20	800.00