

# ECOLUM

## LED



Lasts up to **8 years**\*\*

**85%**  
ENERGY SAVINGS\*



















### JANUARY 2018 PRICE LIST

(Prices are subject to change without prior notice)

\*Energy savings compared to standard incandescent lamp.  
\*\*Computed at 2.7 hours per day when used in the right conditions.

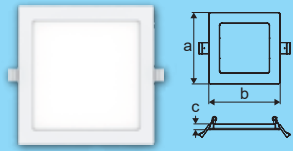
## ECOLUM LED

### LED LAMPS

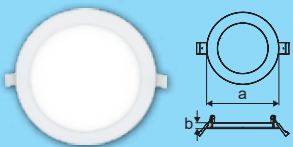
LED LAMPS	Wattage	Lumen Output	Color Temperature	Dimmable	Lamp Base	Dimensions	PKG.	Suggested Retail Price
Product Description	W	Lm	K	Yes/No		(a x b x c mm)	Pcs./Ctn.	SRP
 <span style="margin-left: 100px;">110-240V Wide Voltage</span> <span style="margin-left: 100px;"></span> <span style="margin-left: 100px;"></span>								
<b>LED Bulbs</b>			<b>8,000 H</b>			<b>Beam Angle</b>	<b>80 CRI</b>	
CBI203DL	3	250	6500 • Daylight	no	E27	45 x 85	40	<b>65</b>
CBI205DL	5	450	6500 • Daylight	no	E27	55 x 100	40	<b>75</b>
CBI207DL	7	600	6500 • Daylight	no	E27	55 x 100	40	<b>90</b>
CBI209DL	9	800	6500 • Daylight	no	E27	60 x 115	40	<b>100</b>
CBI211DL	11	1050	6500 • Daylight	no	E27	60 x 115	40	<b>120</b>
CBI213DL	13	1200	6500 • Daylight	no	E27	60 x 116	40	<b>170</b>
CBI215DL	15	1500	6500 • Daylight	no	E27	70 x 132	40	<b>220</b>
 <span style="margin-left: 100px;">170-240V Wide Voltage</span> <span style="margin-left: 100px;"></span> <span style="margin-left: 100px;"></span>								
<b>LED Bulbs</b>			<b>15,000 H</b>			<b>Beam Angle</b>	<b>80 CRI</b>	
<b>New!</b> CBI217DL	17	1700	6500 • Daylight	no	E27	80 x 148.3	40	<b>270</b>
CBI219DL	19	2000	6500 • Daylight	no	E27	95 x 175.1	40	<b>320</b>
 <span style="margin-left: 100px;">100-240V Wide Voltage</span> <span style="margin-left: 100px;"></span>								
<b>LED T8 Tube</b>			<b>10,000 H</b>			<b>Beam Angle</b>		
CFS01T8DL09	9	750	6500 • Daylight	no	G13	25.4 x 600	20	<b>150</b>
CFS01T8DL18	18	1500	6500 • Daylight	no	G13	25.4 x 1200	20	<b>190</b>
 <span style="margin-left: 100px;">100-240V Wide Voltage</span> <span style="margin-left: 100px;"></span>								
<b>LED T8 Tube &amp; Box Type Set</b>			<b>10,000 H</b>			<b>Beam Angle</b>		
CBT511/DL09	9	750	6500 • Daylight	no	G13	43 x 610 x 31	20	<b>200</b>
CBT511/DL18	18	1500	6500 • Daylight	no	G13	43 x 1220 x 31	10	<b>250</b>
 <span style="margin-left: 100px;">220V Operating Voltage</span> <span style="margin-left: 100px;"></span>								
<b>LED T8 Tube &amp; Box Type Set</b>			<b>10,000 H</b>			<b>Beam Angle</b>		
ECBTS11/DL07	7	600	6500 • Daylight	no	G13	43 x 610 x 31	20	<b>195</b>
ECBTS11/DL16	16	1400	6500 • Daylight	no	G13	43 x 1220 x 31	20	<b>245</b>
 <span style="margin-left: 100px;">100-240V Wide Voltage</span> <span style="margin-left: 100px;"></span> <span style="margin-left: 100px;"></span>								
<b>LED T5 Batten</b>			<b>10,000 H</b>			<b>Beam Angle</b>	<b>80 CRI</b>	
CBTST5DL05*	5	400	6500 • Daylight	no	N/A	34 x 315 x 22	25	<b>150</b>
CBTST5WW05*	5	400	3000 • Warm White	no	N/A	34 x 315 x 22	25	<b>150</b>
CBTST5DL08*	8	640	6500 • Daylight	no	N/A	34 x 575 x 22	25	<b>190</b>
CBTST5WW08*	8	640	3000 • Warm White	no	N/A	34 x 575 x 22	25	<b>190</b>
CBTST5DL16*	16	1260	6500 • Daylight	no	N/A	34 x 1175 x 22	25	<b>265</b>
CBTST5WW16*	16	1260	3000 • Warm White	no	N/A	34 x 1175 x 22	25	<b>265</b>
 <span style="margin-left: 100px;">100-240V Wide Voltage</span> <span style="margin-left: 100px;"></span> <span style="margin-left: 100px;"></span>								
<b>LED T5 Batten</b>			<b>15,000 H</b>			<b>Beam Angle</b>	<b>≥80 CRI</b>	
<b>New!</b> CBTST5DL04	4	380	6500 • Daylight	no	N/A	35.4 X 310 X 23.9	20	<b>150</b>
CBTST5WW04	4	380	3000 • Warm White	no	N/A	35.4 X 310 X 23.9	20	<b>150</b>
CBTST5DL07	7	665	6500 • Daylight	no	N/A	35.4X 570 X 23.9	20	<b>190</b>
CBTST5WW07	7	665	3000 • Warm White	no	N/A	35.4X 570 X 23.9	20	<b>190</b>
CBTST5DL14	14	1330	6500 • Daylight	no	N/A	35.4 X 1170 X 23.9	20	<b>265</b>
CBTST5WW14	14	1330	3000 • Warm White	no	N/A	35.4 X 1170 X 23.9	20	<b>265</b>

\*Until supplies last.

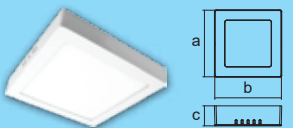
LED DOWNLIGHTS	Wattage	Lumen Output	Color Temperature	Dimmable	Dimensions	Cut-out Size	PKG.	Suggested Retail Price
Product Description	W	Lm	K	Yes/No	(a x b x c mm)	mm	Pcs./Ctn.	SRP



LED Recessed Slim Downlight	10,000 H	110-240V Wide Voltage	120° Beam Angle					
<b>New!</b> CDL1106DL	6	450	6000 • Daylight	no	120 x 120 x 9.8	112 x 112	20	<b>220</b>
CDL1112DL	12	1000	6000 • Daylight	no	170 x 170 x 9.8	162 x 162	20	<b>350</b>
CDL1118DL	18	1500	6000 • Daylight	no	225 x 225 x 9.9	213 x 213	20	<b>480</b>



LED Recessed Slim Downlight	10,000 H	110-240V Wide Voltage	120° Beam Angle					
<b>New!</b> CDL2106DL	6	450	6000 • Daylight	no	Ø 120 x 9.8	Ø 112	20	<b>220</b>
CDL2112DL	12	1000	6000 • Daylight	no	Ø 170 x 9.8	Ø 162	20	<b>350</b>
CDL2118DL	18	1500	6000 • Daylight	no	Ø 225 x 9.9	Ø 213	20	<b>480</b>



LED Surface Downlight	10,000 H	110-240V Wide Voltage	120° Beam Angle					
<b>New!</b> CDL1206DL	6	450	6000 • Daylight	no	120 x 120 x 36	N/A	20	<b>300</b>
CDL1212DL	12	1000	6000 • Daylight	no	170 x 170 x 36	N/A	20	<b>420</b>
CDL1218DL	18	1500	6000 • Daylight	no	225 x 225 x 39	N/A	20	<b>650</b>



LED Surface Downlight	10,000 H	110-240V Wide Voltage	120° Beam Angle					
<b>New!</b> CDL2206DL	6	450	6000 • Daylight	no	Ø 120 x 36	N/A	20	<b>300</b>
CDL2212DL	12	1000	6000 • Daylight	no	Ø 170 x 36	N/A	20	<b>420</b>
CDL2218DL	18	1500	6000 • Daylight	no	Ø 225 x 39	N/A	20	<b>650</b>

### LED FLOODLIGHT



LED Floodlight	20,000 H	100-240V Wide Voltage	120° Beam Angle	IP65				
CFL1010DL	10	700	6500 • Daylight	no	159 x 129 x 43	N/A	12	<b>410</b>
CFL1020DL	20	1400	6500 • Daylight	no	178 x 164 x 43	N/A	12	<b>730</b>
CFL1030DL	30	2100	6500 • Daylight	no	203 x 184 x 50	N/A	12	<b>1,000</b>
CFL1050DL	50	3500	6500 • Daylight	no	242 x 180 x 53	N/A	12	<b>1,290</b>
CFL1070DL	70	4900	6500 • Daylight	no	272 x 210 x 55	N/A	12	<b>2,070</b>

### FIREFLY ELECTRIC & LIGHTING CORP.

7/F Zen Offices Bldg. 1111 Natividad Lopez St., Ermita, Manila, Philippines  
 T: (02) 7891000 (Trunkline)  
[www.fireflyelectric.com](http://www.fireflyelectric.com) • [info@fireflyelectric.com](mailto:info@fireflyelectric.com)

Contact Person: