



OPEN TYPE FIXTURE - ROTARY TYPE	Wattage	Operating Voltage	Dimensions	Packaging	Suggested Retail Price
Product Description	W	V	(a x b x c mm)	Pcs./Ctn.	SRP



**Fixture with Ballast & Starter**

ESO1/10	T8	1 x 10W	220V	350 x 48 x 90	25	<b>195.00</b> ↑
ESO1/20	T8	1 x 20W	220V	610 x 48 x 90	25	<b>205.00</b> ↑
ESO1/40	T8	1 x 40W	220V	1220 x 48 x 90	25	<b>230.00</b> ↑

**BOX TYPE FLUORESCENT FIXTURE For Straight FL Tube**



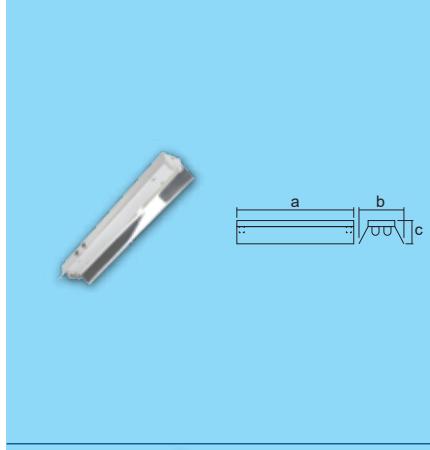
**Fixture with Ballast & Starter**

EXB20	T8	1 x 20W	220V	640 x 54 x 80	16	<b>230.00</b> ↑
EXB40	T8	1 x 40W	220V	1250 x 54 x 80	16	<b>280.00</b> ↑

**Fixture Only**

ELSFBT2X20/0	T8	2 x 20W		640 x 100 x 80	10	<b>225.00</b>
ELSFBT2X40/0	T8	2 x 40W		1250 x 100 x 80	10	<b>275.00</b>

**LOUVERS**



**Industrial Type with Aluminum Reflector - Fixture with Ballast & Starter**

ESLIA2x20/1	T8	2 x 20W	220V	640 x 190 x 80	2	<b>690.00</b>
-------------	----	---------	------	----------------	---	---------------

**Industrial Type with Aluminum Reflector - Fixture Only**

ESLIA1x20/0	T8	1 x 20W		640 x 135 x 80	12	<b>210.00</b>
ESLIA1x40/0	T8	1 x 40W		1250 x 135 x 80	12	<b>320.00</b> ↑
ESLIA2x20/0	T8	2 x 20W		640 x 190 x 80	7	<b>300.00</b>
ESLIA2x40/0	T8	2 x 40W		1250 x 190 x 80	7	<b>430.00</b> ↑


**Industrial Type with Powder Coated Reflector - Fixture Only**

ESLI1X20/0	T8	1 x 20W		640 x 135 x 80	12	<b>175.00</b>
ESLI1X40/0	T8	1 x 40W		1250 x 135 x 80	12	<b>240.00</b>
ESLI2X20/0	T8	2 x 20W		640 x 190 x 80	7	<b>260.00</b>
ESLI2X40/0	T8	2 x 40W		1250 x 190 x 80	7	<b>340.00</b>




**Prismatic Type Magnetic for Straight FL Tube - Fixture Only**

ELSSPL1X40/0	T8	1 x 40W		1260 x 90 x 80	6	<b>540.00</b>
ELSSPL2X40/0	T8	2 x 40W		1237 x 177 x 65	4	<b>620.00</b>



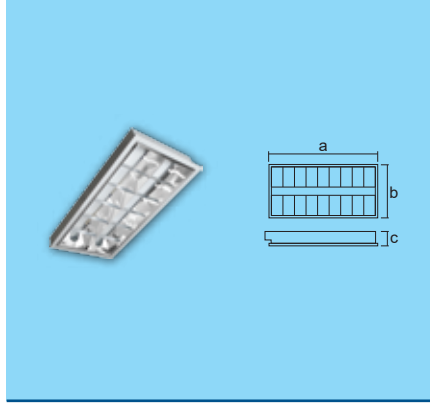
**Recessed Type Dust Proof Louver - Fixture Only**

ELSRDP1X20/0	T8	1 x 20W		600 x 300 x 80	2	<b>700.00</b>
ELSRDP1X40/0	T8	1 x 40W		1200 x 300 x 80	2	<b>750.00</b>
ELSRDP2X20/0	T8	2 x 20W		600 x 300 x 80	2	<b>750.00</b>
ELSRDP2X40/0	T8	2 x 40W		1200 x 300 x 80	2	<b>850.00</b>



**Surface Type Dust Proof Louver - Fixture Only**

ELSSDP1X20/0	T8	1 x 20W		610 x 190 x 80	2	<b>700.00</b>
ELSSDP1X40/0	T8	1 x 40W		1220 x 190 x 80	2	<b>750.00</b>
ELSSDP2X20/0	T8	2 x 20W		610 x 310 x 80	2	<b>750.00</b>
ELSSDP2X40/0	T8	2 x 40W		1220 x 310 x 80	2	<b>850.00</b>




**Recessed Type with Aluminum Reflector - Fixture Only**







ESLR1X20/0	T8	1 x 20W		600 x 190 x 80	2	<b>620.00</b>
ESLR1X40/0	T8	1 x 40W		1200 x 190 x 80	2	<b>720.00</b>
ESLR2X20/0	T8	2 x 20W		600 x 300 x 80	2	<b>630.00</b>
ESLR2X40/0	T8	2 x 40W		1200 x 300 x 80	2	<b>790.00</b>
ESLR3X20/0	T8	3 x 20W		600 x 600 x 80	2	<b>930.00</b>
ESLR3X40/0	T8	3 x 40W		1200 x 600 x 80	2	<b>1,590.00</b>








**Wide Recessed Type with Aluminum Reflector - Fixture Only**

ESLRW1X20/0	T8	1 x 20W		600 x 300 x 80	2	<b>670.00</b>
ESLRW1X40/0	T8	1 x 40W		1200 x 300 x 80	2	<b>820.00</b>
ESLRW2X20/0	T8	2 x 20W		600 x 600 x 80	2	<b>820.00</b>
ESLRW2X40/0	T8	2 x 40W		1200 x 600 x 80	2	<b>1,290.00</b>

\*Until supplies last.

LOUVER	Wattage	Operating Voltage	Dimensions	Packaging	Suggested Retail Price
Product Description	W	V	(a x b x c mm)	Pcs./Ctn.	SRP
					
Surface Type with Aluminum Reflector - Fixture Only					
ESLS1X40/0	T8	1 x 40W	1220 x 190 x 80	2	<b>720.00</b>
ESLS2X20/0	T8	2 x 20W	610 x 310 x 80	2	<b>630.00</b>
ESLS2X40/0	T8	2 x 40W	1220 x 310 x 80	2	<b>790.00</b>
ESLS3X20/0	T8	3 x 20W	610 x 610 x 80	2	<b>930.00</b>
Wide Surface Type with Aluminum Reflector - Fixture Only					
ESLSW1X20/0	T8	1 x 20W	610 x 310 x 80	2	<b>670.00</b>
ESLSW1X40/0	T8	1 x 40W	1220 x 310 x 80	2	<b>820.00</b>

HAND-HELD FLASHLIGHTS	PKG.	Suggested Retail Price	HAND-HELD FLASHLIGHTS	PKG.	Suggested Retail Price
Product Description	Pcs./Ctn.	SRP	Product Description	Pcs./Ctn.	SRP
 <p><b>ZAP-IT</b> Multi-Function Swatter with Flashlight</p> <p><b>New!</b></p> <p>EEL001/B (Blue)      50      <b>400.00</b>            EEL001/O (Yellow)      50      <b>400.00</b></p> <ul style="list-style-type: none"> <li>• 110-240V AC 50/60Hz, 4000V DC</li> <li>• 4V 500mAh Lead Acid Battery</li> <li>• Charging Time: 12 Hours</li> <li>• Duration Time: 10 Hrs. = Flashlight at Low Power 3 Hrs. = Flashlight at High Power 1 Hr. = Insect Killer + Blue LED Light</li> </ul>			 <p><b>Handy Torch Light</b></p> <p>EEL542      60      <b>170.00</b></p> <ul style="list-style-type: none"> <li>• 230V 50/60Hz</li> <li>• 3 Watts Hi-Power LED</li> <li>• 4V 900mAh Sealed Lead Acid</li> <li>• Charging Time: 12 - 15 Hrs.</li> <li>• Duration Time: 4 Hrs. = Low Torch 1 Hr. = High Torch</li> </ul>		
 <p><b>Handy Torch Light</b></p> <p>EEL541R (Red)      20      <b>95.00</b>            EEL541G (Green)      20      <b>95.00</b>            EEL541B (Blue)      20      <b>95.00</b>            EEL541Y (Yellow)      20      <b>95.00</b></p> <ul style="list-style-type: none"> <li>• 230V 50/60Hz</li> <li>• Hi-Power LED</li> <li>• 4V 400mAh Sealed Lead Acid</li> <li>• Charging Time: 12 - 15 Hrs.</li> <li>• Duration Time: 10 Hrs. = Low Torch 2.5 Hrs. = High Torch</li> </ul>			 <p><b>7 LED Mega Torch Lamp</b></p> <p>EEL543      56/1      <b>195.00</b></p> <ul style="list-style-type: none"> <li>• 220 - 240V AC 50/60Hz</li> <li>• 7 x 1500mcd 110° LED</li> <li>• 4V 400mAh Sealed Lead Acid</li> <li>• Charging Time: 12 - 15 Hrs.</li> <li>• Duration Time: 3 Hrs. = Torch</li> </ul>		
			 <p><b>9 LED Mega Torch Lamp</b></p> <p>EEL544      48/1      <b>250.00</b></p> <ul style="list-style-type: none"> <li>• 220 - 240V AC 50/60Hz</li> <li>• 9 x 1500mcd 110° LED</li> <li>• 4V 1Ah Sealed Lead Acid</li> <li>• Charging Time: 12 - 15 Hrs.</li> <li>• Duration Time: 5 Hrs. = Torch</li> </ul>		
			 <p><b>12 LED Mega Torch Lamp</b></p> <p>EEL545      40/1      <b>275.00</b></p> <ul style="list-style-type: none"> <li>• 220 - 240V AC 50/60Hz</li> <li>• 12 x 1500mcd 110° LED</li> <li>• 4V 1Ah Sealed Lead Acid</li> <li>• Charging Time: 12 - 15 Hrs.</li> <li>• Duration Time: 4 Hrs. = Torch</li> </ul>		

EXIT LIGHTS	Lamp	Charging Time	Usage Duration	Color	PKG.	Suggested Retail Price
Product Description		Hours	Minutes		Pcs./Ctn.	SRP
						
4 LED Exit Light Milled Aluminum Type Double-sided Face						
1.2V, 600mAh Rechargeable Ni-Cd Battery						
220V AC Operating Voltage						
 EEL211	4 x 1500mcd 110° LED	24 Hrs.	90 Minutes	• Green	20	<b>650.00</b>
 EEL212	4 x 1500mcd 110° LED	24 Hrs.	90 Minutes	• Green	20	<b>650.00</b>
 EEL213	4 x 1500mcd 110° LED	24 Hrs.	90 Minutes	• Green	20	<b>650.00</b>
 EEL214	4 x 1500mcd 110° LED	24 Hrs.	90 Minutes	• Green	20	<b>650.00</b>
 EEL215	4 x 1500mcd 110° LED	24 Hrs.	90 Minutes	• Green	20	<b>650.00</b>
 EEL216	4 x 1500mcd 110° LED	24 Hrs.	90 Minutes	• Green	20	<b>650.00</b>

**FIREFLY ELECTRIC & LIGHTING CORP.**

7/F Zen Offices Bldg. 1111 Natividad Lopez St., Ermita, Manila, Philippines  
 T: (02) 7891000 (Trunkline)  
 www.fireflyelectric.com • info@fireflyelectric.com

Contact Person: \_\_\_\_\_